

A Guide to Understanding Your Brokerage Account Statement



Rated Excellent Five Years In A Row

Introduction

Few documents allow you to monitor your financial activity as closely as your brokerage account statement. This report provides you with a snapshot of all relevant information regarding your portfolio. Whether tracking deposits or withdrawals, reviewing the performance of your annuities or simply keeping an eye on your debit card activity, your brokerage account statement acts as your financial diary.

The important nature of this statement makes it imperative that you are able to both navigate and understand this document. This guide will provide you with the steps necessary to review and familiarize yourself with your statement's features and benefits.

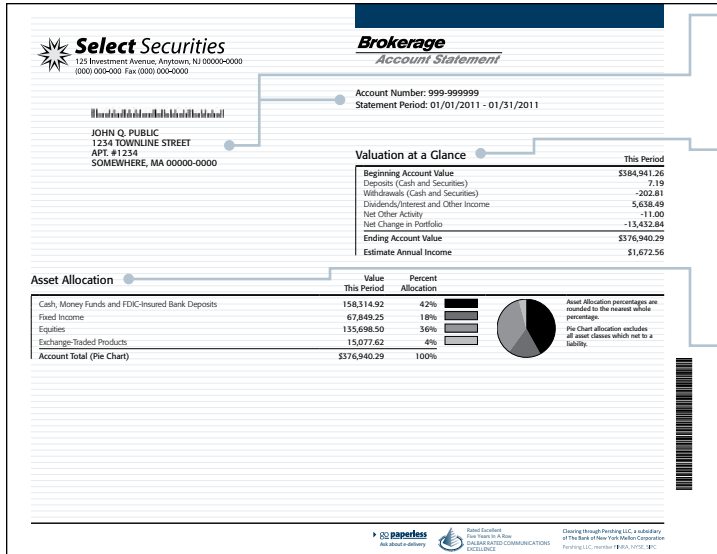
Make a Powerful Choice: Go Paperless

Conservation of resources has become an important initiative across the globe. Support efforts to go green by choosing electronic delivery of your brokerage account statements, trade confirmations and other eligible account communications. Available through a password-protected website, electronic delivery provides convenience and increased security over paper documents. Once enrolled, you'll be able to view, download and print your account communications from just about any computer, all at your convenience. An e-mail will notify you when communications are available to view, and you can change your delivery preferences at any time.

Make the move to paperless today. Contact your investment professional or financial organization to learn how to access your account communications electronically.

Contents

Account Information.....	4	Called Bonds.....	11
Valuation at a Glance.....	4	Retirement Account Transactions.....	12
Asset Allocation.....	4	Required Minimum Distribution Summary.....	13
For Your Information.....	5	Income and Expense Summary.....	14
Summary of Gains and Losses.....	5	Accrued Interest Summary.....	14
Purchasing Power Summary.....	5	Money Market Mutual Fund Detail.....	15
Customer Service Information.....	6	Open Orders.....	15
Cash Not Yet Received.....	7	Portfolio Holdings.....	16
Securities Not Yet Received.....	7	Schedule of Realized Gains and Losses.....	16
Exchange Rate Table and Global Cash.....	7	Daily Transactions Summary.....	17
Portfolio Holdings.....	8	Checking Activity.....	17
Transactions Section.....	9	Debit Card Activity.....	17
Annuities.....	10	Summary of Accounts.....	18
Pending Annuities.....	10	Summary of Asset Allocation.....	18
Bond Maturity Schedule.....	11		
Bond Quality.....	11		



Account Information

Your account number and the statement period appear here on the top right. Your name and address appear on the top left.

Valuation at a Glance

The beginning and ending account values for the current statement period and an explanation of the changes in the value of your account appear here. A summary of your account activity including cash deposits, cash withdrawals, dividends and interest, fees and changes in account value are also present.

Asset Allocation

Here you will find a summary of your portfolio holdings by asset class. The market value (based on prices as of the last day of the statement period) of each asset class and the percentage of the account it represents are displayed; the sum of market values for each asset class represents the net value of your portfolio. A pie chart will also be displayed illustrating asset allocation if at least two asset classes equal 2.5 percent or greater of the total account value.

For Your Information

This message area is reserved for your financial organization.

Summary of Gains and Losses

	Realized		Unrealized This Period
	This Period	Year-to-Date	
Short-Term Gain/Loss	26.88	26.88	58,746.05
Long-Term Gain/Loss	504.09	28,299.33	963,789.13
Net Gain/Loss	530.97	28,326.21	1,022,535.18

Purchasing Power Summary

Cash and Money Market Mutual Funds Available	131,838.17
Borrowing Power	64,883.57
Total Purchasing Power	\$196,721.74

You may be able to borrow against the value of your brokerage account assets to buy additional securities or for other purposes. For more information, please call your Investment Professional.

For Your Information

Important messages and notices from your financial organization, such as industry-related topics, regulatory announcements, and information regarding new products and services, will appear in this section.

Summary of Gains and Losses

For investors with gains and losses on their statements, information may be included here that displays a summary of unrealized and realized gains and losses.

Purchasing Power Summary

A breakdown of your total purchasing power including a listing of your available cash and money market mutual funds, as well as your current borrowing power appear here.

Customer Service Information

Identification Number: 000	Contact Information	Customer Service Information
Robert 'Contact' Representation 1234 Any Street for Contact P.O. Box 1234 for Contact Contact's Anytown, WI 12345-6789 USA of Contact	Telephone Number: (999) 999-9999 Fax Number: (999) 999-9999 E-Mail Address: investmentprofessional@generic.com	Service Hours: Weekdays: 8:00 a.m. – 9:00 p.m. (EST) Saturday: 9:00 a.m. – 7:00 p.m. (EST) Customer Service Telephone Number: (999) 999-9999 Web Site: www.website.com

Investment Objective: Growth

Portfolio Manager: Manager Name

Portfolio Investment Style: Moderate

Default Tax Lot Disposition Method for Mutual Funds: Method for this account (example: Average Cost)

Default Tax Lot Disposition Method for All Other Securities: Method for this account (example: First In, First Out)

As you requested, copies of this statement have been sent to:

Interested Party Information

Customer Service Information

Specific information about your financial organization, such as your investment professional's name and address, interested party information, service hours and other information, will appear in this section. For retirement products, your prior year-end fair market value is displayed at the end of this section.

Note: The cost basis method, or tax lot disposition method, for your account will appear in this section. Unless otherwise instructed, the sale and delivery of your stocks will be completed using first-in, first-out (FIFO), which means they were purchased first. FIFO is the federally-mandated default tax lot disposition method for calculating cost basis (the adjusted purchase price). There are, however, other acceptable methods that can be used to properly set up your account.

For more information about all available methods, or to change your default tax lot selection, please consult your tax advisor or investment professional.



Rated Excellent
Five Years in a Row
D&B RATED COMMUNICATIONS
EXCELLENCE

Clearing through Penning LLC, a subsidiary
of The Bank of New York Mellon Corporation
Penning LLC, member FINRA, NYSE, SIPC

Cash Not Yet Received

Security	Record Date	Payable Date	Quantity Held	Rate	Amount of Payment	Dividend Option
Dividends						
A COMPANY	01/10/11	04/01/11	320.000	0.400000	128.00	Cash
A COMPANY	01/10/11	04/01/11	440.000	0.310000	136.40	Cash
A COMPANY	01/10/11	04/01/11	310.000	0.430000	133.30	Cash
Total Cash Not Yet Received					\$397.70	

The above information has been obtained from sources we believe to be reliable. All items are subject to receipt. We make no representation as to accuracy or completeness. Cash Not Yet Received is not reflected as an asset in your account until it is actually received.

Securities Not Yet Received

Security	Ex-Dividend Date	Distribution Date	Quantity Held	Rate	Quantity of Payment	Current Price	Market Value
Security Dividends and Stock Splits							
A COMPANY	01/15/11	01/20/11	1,000.00	.05	1,000.00	1,000.00	1,000.00
A COMPANY	01/15/11	01/20/11	1,000.00	.05	1,000.00	1,000.00	1,000.00
A COMPANY	01/15/11	01/20/11	1,000.00	.05	1,000.00	1,000.00	1,000.00
Total Value of Securities Not Yet Received							\$3,000.00

The above information has been obtained from sources we believe to be reliable. All items are subject to receipt. We make no representation as to accuracy or completeness.

Exchange Rate Table

Currency	USD Equivalent	Currency per USD
CANADIAN DOLLAR	0.9412	1.0624
SWISS FRANC	0.9276	1.0780
EGYPTIAN POUND	0.1755	5.6950
EURO	1.2247	0.8165
BRITISH POUND	1.4959	0.6684
SWEDISH KRONA	0.1285	7.7795
SOUTH AFRICAN RAND	0.1305	7.6608

Global Cash

Currency	Closing Balance	Amount in Base Currency USD
CANADIAN DOLLAR	66,320.49	64,425.16
EURO	287,079.31	351,586.03
BRITISH POUND	-44,602.28	-66,720.55
SWEDISH KRONA	2,249,985.42	289,217.63
UNITED STATES DOLLAR	-64,313.35	-64,313.35
SOUTH AFRICAN RAND	-174.04	-22.59
Total Global Cash Balance		\$572,172.33

Cash Not Yet Received

Pending payments for dividends, interest and other cash distributions not yet posted to your account are displayed here.

Securities Not Yet Received

Pending stock distributions not yet posted to your account appear here.

Exchange Rate Table and Global Cash

This section will only appear if there are non-USD securities and/or cash in your account. The Exchange Rate Table shows exchange rates—as of the statement date—for all currencies, or underlying securities, held in an account. Global Account Cash shows balances—as of the statement date—of all currencies held in the account and the U.S. dollar equivalent.



Rated Excellent
Five Years in a Row
DIGITAL RATED COMMUNICATIONS
EXCELLENCE

Clearing through Pershing LLC, a subsidiary
of The Bank of New York Mellon Corporation
Pershing LLC, member FINRA, NYSE, SIPC

Portfolio Holdings

Here you will find the quantity, description, market price (if available), market value, dividend and capital gain options, and additional information on each security position as of the close of business on the last day of the statement period. The opening and closing cash, margin, short and money market mutual fund balances are also displayed.

Portfolio Holdings

Quantity	Opening Date	Account Number	Activity Ending	Opening Balance	Closing Balance	Accrued Income	Income This Year	30 Day Yield	Current Yield
Cash, Money Funds, and FDIC Deposits 60.00% of Portfolio									
Cash Balance				21,317.88	0.00				
Margin Balance				57,645.36	0.00				
Short Account Balance				0.00	-2,230.60				
Money Market									
DAILY DOLLAR INTL RETAIL CL									
183,554.700	01/01/11	0000014941	01/31/11	60,754.79	183,554.70	\$7.88	\$1.66	0.67%	0.44%
Total Money Market				\$60,754.79	\$183,554.70	\$37.88	\$51.66		
Total Cash, Money Funds, and FDIC Deposits				\$139,718.03	\$181,324.10	\$37.88	\$51.66		



Rated Excellent
Five Years in a Row
DAILY RATED COMMUNICATIONS
EXCELLENCE

Clearing through Penning LLC, a subsidiary
of The Bank of New York Mellon Corporation
Penning LLC, member FINRA, NYSE, SIPC

Transactions Section

All financial transactions since the last statement period are displayed in this section, and will be ordered by type of activity, date sequence or CUSIP (not shown). Your financial organization determines how this section appears on your statement. For more information, please consult your investment professional.

Transactions by Type of Activity

Process/ Settlement Date	Trade/ Transaction Date	Activity Type	Description	Quantity	Price	Accrued Interest	Amount
Securities Bought and Sold							
01/04/11		STOCK SPOFF RECEIVED	ABC INTL INC COM RD 12/19 PD 01/04/11 SPOFF FR 022095 103 ABC INC COM	130.000			0.00
01/04/11		CASH IN LIEU OF FRACTIONAL SHARE RECEIVED	CASH IN LIEU ON ABC COMMUNICATIONS INC COM SPOFF FR 92343V104 ABC				2,259.66
01/04/11		STOCK SPOFF RECEIVED	ABC COMMUNICATIONS INC COM RD 12/11 PD 01/04/11 SPOFF FR 92343V104 ABC	5.000			0.00
Total Securities Bought and Sold							\$2,259.66
Fees							
01/04/11		ADVISORY FEES	ADVISORY FEE BILLED FROM 10/01/10 TO 12/31/2010 TAV: \$310,761.66 QUARTERLY FEE				-1,158.99
Total Fees							\$1,158.99

Transactions by Date Sequence

Process/ Settlement Date	Trade/ Transaction Date	Activity Type	Description	Quantity	Price	Accrued Interest	Amount
Securities Bought and Sold							
01/17/11	01/16/11	PURCHASED	MUTUAL INVESTORS FUND CLASS F-1	3.675	27.2100		-101.00
01/21/11	01/16/11	PURCHASED	CAPITAL APPRECIATION CLASS A	2.330	42.9300		-108.04
01/21/11	01/16/11	PURCHASED	ALL ASSET ALL AUTHORITY FUND CLASS A	9.407	10.6300		-108.04
01/22/11		DIVIDEND	01/17/11 ALL ASSET ALL AUTHORITY FUND CLASS A 9.3550 SHRS SHRS PURCH. AT \$10.61000 RD 01/16 PD 01/21/11	-0.052			0.55
01/22/11		REINVEST CASH INCOME		0.052			-0.55



Solid Excellence
Five Years in A Row
DOLBY RATED COMMUNICATIONS
EXCELLENCE

Clearing through Pershing LLC, a subsidiary
of The Bank of New York Mellon Corporation
Pershing LLC, member FINRA, NYSE, SIPC

Annuities

Quantity	Description	Market Price	Market Value	% Allocation
Variable Annuities				
ABC LIFE INSURANCE COMPANY				
ABC INNOVATIONS SELECT STEPUP				
Contract Number: 123456789		Security Identifier: 999999999		
66.473	LargeCap Growth	8.9511	595.00	14.82%
90.216	Short Duration Bond	10.2099	921.09	25.52%
35.915	Dvnsfd Research	13.1833	473.47	13.12%
60.389	Main Street Core	11.7890	711.92	19.72%
9.518	Emerging Markets	38.7337	368.65	10.21%
18.703	Equity Index	12.7215	237.93	6.59%
26.744	Am Funds Growth	13.5146	361.42	10.02%
Total ABC INNOVATIONS Valuation as of 01/31/11			\$3,669.48	100.00%

Pending Annuities

Transaction Date	Activity Type	Description	Price	Security Identification
ABC VARIABLE ANNUITY PRODUCT				
01/14/11	New Purchase	Growth	1,000,000.00	GHI4000001
01/14/11	New Purchase	Money Fund II	1,000,000.00	
01/14/11	New Purchase	Other Subaccount	1,000,000.00	
		ABC Insurance Company		
		ABC Variable Annuity Product		
Total ABC VARIABLE ANNUITY PRODUCT			\$3,000,000.00	
Total of All Pending Annuities			\$3,000,000.00	

Annuities

Details of your account's fixed and variable annuities are listed, including a product description, contract number, valuation date and the account value of each annuity. Details on your sub-account investments are also displayed for variable annuities.

Pending Annuities

Information regarding annuities purchased through your brokerage account that are awaiting acknowledgement by the appropriate annuity providers is supplied, including the transaction date, annuity description and purchase price.

Fixed Income Sections

Bond Maturity Schedule

Here you will find numeric and graphic detail of the maturity schedule of your bond investments. Negative values are not included in the pie chart.

Bond Quality


A breakdown of your fixed income securities as rated by Moody's Investor Service or Standard and Poor's will be displayed here.

Called Bonds

This section provides a list of bonds that have already been called, on a full or partial basis.

Bond Maturity Schedule


Bond Maturity	Market Value	Percentage of Bond Market Value
Within 1 month	10,000.00	100%
1 to 6 months	10,000.00	100%
7 to 12 months	10,000.00	100%
1 to 5 years	10,000.00	100%
6 to 10 years	10,000.00	100%
Over 10 years	10,000.00	100%
Total	\$60,000.00	100%



Percentages of bond market values are rounded to the nearest whole percentages.

Bond Quality

Bond Quality	Market Value	Percentage of Bond Market Value
AAA	149,652.00	23%
AA	293,781.70	44%
A	218,639.85	33%
Total	\$662,073.55	100%



Percentages of bond market values are rounded to the nearest whole percentages.

Bond quality ratings reflect Moody's or Standard and Poor's Bonds may be rated by other services. Bonds that are in default are not included. Please refer to your Portfolio Holdings section.

Called Bonds

Call Date	Security Description	Eligible Quantity	Called Quantity	Call Price	Type of Call	Redemption Proceeds
01/14/11	ABC MARITIME FINL HODGS INC GTD DEFB INT DEB 0.000% 09/01/12 REG DTD 09/01/12 CALLABLE MOODY RATING AAA S&P RATING AAA	100,000.00	100,000.00	100.00	Full	100,000.00
01/14/11	ABC MARITIME FINL HODGS INC GTD DEFB INT DEB 0.000% 09/01/12 REG DTD 09/01/12 CALLABLE MOODY RATING AAA S&P RATING AAA	100,000.00	100,000.00	100.00	Partial	100,000.00
01/14/11	ABC MARITIME FINL HODGS INC GTD DEFB INT DEB 0.000% 09/01/12 REG DTD 09/01/12 CALLABLE MOODY RATING AAA S&P RATING AAA	100,000.00	100,000.00	100.00	Partial	100,000.00



Solid Excellence
Five Years in A Row
D&B RATED COMMUNICATIONS
EXCELLENCE

Clearing through Pershing LLC, a subsidiary
of The Bank of New York Mellon Corporation
Pershing LLC, member FINRA, NYSE, SIPC

Retirement Account Section

Retirement Account Transactions

If you have a retirement account for which Pershing LLC serves as the custodian or servicing agent, this section provides information for the current statement period and year to date. Specific contribution and distribution transactions are displayed by type. Total contributions and distributions, as well as federal and state taxes withheld, are displayed for the various retirement account types. For tax reporting requirements, the year to date totals are also featured along with the previous tax year's activity.

Retirement Account Transactions

	Tax Year - 2010		Tax Year - 2009	
	This Period	Year-to-Date	This Period	Year-to-Date
Contributions				
Participant	0.00	505.00	0.00	0.00
Rollover	7.00	765.00	0.00	236.00
Total Contributions	\$7.00	\$1,270.00	\$0.00	\$236.00
Distributions				
Early	0.00	- 200.00	0.00	0.00
Substantially Equal Series	0.00	- 300.00	0.00	0.00
Roth Conversion	0.00	- 1,700.00	0.00	0.00
Total Distributions	\$0.00	- \$2,200.00	\$0.00	\$0.00
Federal Tax Withheld on Distributions				
Early	0.00	- 20.00	0.00	0.00
Substantially Equal Shares	0.00	- 30.00	0.00	0.00
Roth Conversion	0.00	- 70.00	0.00	0.00
Total Federal Tax Withheld	\$0.00	- \$120.00	\$0.00	\$0.00
State Tax Withheld on Distributions				
State Tax Withheld	0.00	- 240.00	0.00	0.00
Total State Tax Withheld	\$0.00	- \$240.00	\$0.00	\$0.00
Total Tax Withheld on Distributions	\$0.00	- \$360.00	\$0.00	\$0.00

Note: The amounts shown in the Year-to-Date columns are aggregate amounts of all transactions conducted for a particular transaction type.



Rated Excellent
Five Years in a Row
D&B RATED COMMUNICATIONS
EXCELLENCE

Clearing through Pershing LLC, a subsidiary
of The Bank of New York Mellon Corporation
Pershing LLC, member FINRA, NYSE, SIPC

Required Minimum Distribution Summary

If you are age 70½ or older by the end of the calendar year and have a retirement account for which Pershing LLC serves as the custodian or servicing agent, this section will appear. It displays the prior year-end fair market value, the calculation factor, the Internal Revenue Service required minimum distribution amount for the current year, the amount withdrawn year to date for the current year and the remaining amount to be withdrawn for the current year.

Note: Please note that Pershing does not offer tax or legal advice. Please consult your tax advisor concerning the impact of this change on your specific circumstances.

Required Minimum Distribution Summary		Calculated Amount
Prior Year-end Fair Market Value ("FMV"):		\$560,452.53
Calculation Factor:		23.8
Participant DOB: 04/1934 Beneficiary DOB: 10/1938		
Beneficiary Relationship: SPOUSE		
Amount Required to be Withdrawn for 2011:		\$23,548.42
Amount Withdrawn Year to Date:		\$0.00
The Remaining Amount You Are Required to Withdraw for 2011:		\$23,548.42

Disclaimers and Other Important Information Regarding Your Required Minimum Distribution Summary


According to our records, you are required under federal tax law to take an annual minimum distribution from your retirement account. These required minimum distributions (RMDs) usually begin in the year you reach the age of 70 1/2. Failure to take the RMD when required may result in a 50% excise tax imposed on the amount you did not take.


You are allowed to take your RMD in cash or securities. For a distribution to be made, sufficient cash or securities must be available in your retirement account when we receive your distribution request and for subsequent distributions. If you changed your beneficiary after January 1 of this year and your new or prior beneficiary is your spouse who is more than ten years younger than you, you may need to recalculate the RMD amount stated above.

If you have more than one traditional individual retirement account (IRA), including SEP and SIMPLE IRAs, the RMD for these accounts can be aggregated and removed from a single Traditional IRA. This exception does not apply to multiple qualified retirement plans (QRP) such as profit sharing, money purchase pension, 401(k) and defined benefit plans. RMDs for QRPs must be removed from each QRP account.

NOTE: Any outstanding rollovers or recharacterizations that were not in your account on December 31 of the prior year should be added to your year-end fair market value for the previous year to calculate your RMD for the current year. Also, when taking your RMD, please consider any scheduled distribution amounts you have established which may allow you to automatically meet all or part of your RMD. Please contact us if you are interested in establishing instructions.

Using the information on our files, your RMD was determined by dividing your fair market value by a calculation factor determined by the Internal Revenue Service (IRS). The factor is based on your age at the end of the year and the age and relationship of your beneficiary(ies). We strongly suggest that you verify this calculation with your tax professional, as there may be other pertinent information that could impact your RMD amount. To withdraw your RMD, contact your investment professional for the appropriate withdrawal form.

 **paperless**
Ask about e-delivery

 **State Emblem**
Five Years in A Row
ONLINE RATED COMMUNICATIONS
EXCELLENCE

Clearing through Pershing LLC, a subsidiary
of The Bank of New York Mellon Corporation
Pershing LLC, member FINRA, NYSE, SIPC

Income and Expense Summary

	Current Period		Year-to-Date	
	Taxable	Non-Taxable	Taxable	Non-Taxable
Dividend Income				
Equities	613.58	0.00	20,256.70	0.00
Money Market	0.00	20.41	6,412.49	2,221.12
Interest Income				
Bond Interest	0.00	0.00	34,957.06	0.00
Other Interest	-2.42	0.00	-3.93	0.00
Expenses				
Margin Interest	0.00	-4.71	0.00	-28.96
Withholding Taxes	-9.04	0.00	9.04	0.00
Total Dividends, Interest, Income and Expenses	\$602.12	\$15.70	\$61,613.36	\$2,192.16
Distributions				
Long-Term Capital Gain Distributions	0.00	0.00	7,320.00	0.00
Short-Term Capital Gain Distributions	0.00	0.00	730.00	0.00
Alternative Investments	0.00	0.00	0.00	5,599.50
Total Distributions	\$0.00	\$0.00	\$8,050.00	\$5,599.50

Accrued Interest Summary

	Current Period		Year-to-Date	
	Taxable	Non-Taxable	Taxable	Non-Taxable
Accrued Interest Paid				
Other Government Bond	-1,000.00	-1,000.00	-1,000.00	-1,000.00
Total Accrued Interest Paid	\$0.00	\$0.00	\$1,000.00	-\$1,000.00
Accrued Interest Received				
Corporate Bond	-1,000.00	-1,000.00	-1,000.00	-1,000.00
Total Accrued Interest Received	\$0.00	\$0.00	-\$1,000.00	-\$1,000.00

Income and Expense Summary

A summary of dividends, interest, expenses or distributions posted during the current statement period and year-to-date totals are posted here. For your convenience, the income or expense is categorized as taxable or non-taxable and summarized by type.

Accrued Interest Summary

The accrued interest paid or received, resulting from the purchase or sale of fixed income securities that occurred during the current statement period and year to date appears here.

Money Market Mutual Fund Detail

Date	Activity Type	Description	Amount	Share Balance
Sweep Money Market Mutual Fund				
CASH ACCT TRST TAXFREE INV CL				
Account Number: 9999999999 Current Yield: 1.29% Activity Ending: 01/31/11				
01/03/11	Opening Balance		226,064.55	226,064.55
01/04/11	Deposit	MONEY FUND PURCHASE	845.64	226,910.19
01/11/11	Deposit	MONEY FUND PURCHASE	1,730.00	228,640.19
01/13/11	Deposit	MONEY FUND PURCHASE	45.00	228,685.19
01/31/11	Deposit	INCOME REINVEST	234.15	228,919.34
01/31/11	Closing Balance			\$228,919.34
Total All Money Market Mutual Funds				\$228,919.34

Open Orders

Date Entered	Buy/Sell	Type of Order	Security	Quantity	Limit Price	Current Price	Special Instructions
01/22/11	Sell Limit	Limit	ABC CO	400.000	34.9000	24.1600	

Not all open orders may be reflected above. Please verify the current status of these and other open orders with your financial organization or your Investment Professional.

Effective February 17, 2006, Pershing will implement a maximum time in force for Good 'Til Cancel (GTC) and Good 'Til Date (GTD) equity orders at no greater than 365 calendar days. On this date, all open GTC and GTD equity orders aged at or greater than 365 days will be purged. Additionally, any open GTC and GTD equity orders entered on or after February 17, 2006, will be automatically purged if not executed or cancelled within 365 days. Please note that your financial organization's policy regarding GTC and GTD equity orders may be more stringent.

Money Market Mutual Fund Detail

Here you will find the opening and closing balances, as well as daily money market mutual fund activity presented in date sequence. If you hold more than one money market mutual fund, each fund's activity is listed separately.

Open Orders

Orders that were not fully executed as of the close of business on the last day of the statement period are listed here. Limit and current price, as well as additional information for each security, are shown as of the statement date.

Portfolio Evaluation Service® Sections

Portfolio Holdings

This section includes all settled positions. For investors with enhanced portfolio reporting, tax-lot information is provided for easy tracking of cost basis and gain and loss information. Monthly statements will include an expanded Portfolio Holdings section indicating dates acquired, original cost basis, current price, and unrealized gains and losses for all current holdings. For bonds, the statement reflects both original and adjusted cost basis (adjusted for principal paydowns and any accretion or amortization on premium or discounted bonds).

Portfolio Holdings

Quantity	Opening Date	Account Number	Activity Ending	Opening Balance	Closing Balance	Accrued Income	Income This Year	30 Day Yield	Current Yield
Cash, Money Funds, and FDIC Deposits 60.00% of Portfolio									
Cash Balance				21,317.88	0.00				
Margin Balance				57,645.36	0.00				
Short Account Balance				0.00	-2,230.60				
Money Market									
DAILY DOLLAR INTL RETAIL ABC									
183,554.700	01/01/11	0000014941	01/31/11	60,754.79	183,554.70	37.88	51.66	0.67%	0.44%
Total Money Market				\$60,754.79	\$183,554.70	\$37.88	\$51.66		
Total Cash, Money Funds, and FDIC Deposits				\$139,718.03	\$181,324.10	\$37.88	\$51.66		

Schedule of Realized Gains and Losses

Disposition Date	Acquisition Date	Disposition Transaction	Security Description	Identifier	Quantity	Cost Basis	Proceeds	Realized Gain/Loss Disallowance
Short Term								
6/24/10	11/5/09 ¹¹	RDMG AV	FEDERAL NATL MTG ASSN MEDIUM TERM NTS	3136F2EQ7	23,000.0000	23,000.00 ¹	23,000.00	0.00
4/7/10	Pending Receipt	SELL	CAPITAL WORLD BOND FUND CLASS F1	WBFFX	4.3960	80.30 ¹⁸	87.92	5.62
6 days has been added to your holding period as a result of wash sale								
2/20/10	12/21/09 ¹¹	FIFO	CALL 100 LEUCADIA NATL C 022010 @ 25.00	5272889BE	-10.0000	0.00	499.94	499.94
Total Short Term						\$23,080.30	\$23,587.86	\$507.56
Long Term								
2/22/10	3/10/06 ¹¹	RDMG	SEATTLE WASH WTR SYS REV FGICMBIA RE	812728DWO	40,000.0000	40,400.00	40,400.00	0.00
Original Cost Basis: \$41,647.20								
3/15/10	6/12/08 ¹¹	SELL	DENBURY RES INC COM NEW RE	DNR	157.0000	45,416.63 ¹²	2,438.47	-42,978.16
Gift Fair Market Value: \$45,000.00								
4/7/10	6/12/08 ¹¹	SELL	SANDVIK AB SHS RE	SDVKF	2,800.0000	43,639.20	36,465.00	-7,174.20
4/16/10	6/12/08 ¹¹	SELL	SPIRIT AEROSYSTEMS HLDGS INC CL A RE	SPR	4,000.0000	92,184.60	92,998.27	813.67
Total Long Term						\$181,240.43	\$131,901.74	-\$49,338.69
Total Short and Long Term						\$204,320.73	\$155,489.60	-\$48,831.13

Note: Shares or tax lots that generally will not be reported under the new cost basis rules will be designated "noncovered/uncovered" by the use of a footnote.

Schedule of Realized Gains and Losses

For investors with enhanced portfolio reporting, information regarding cost basis and realized gains and losses on closed positions (as of the trade date) for the current statement period or year to date is listed here. Buy transactions, sell transactions, instruments that mature and option expirations are displayed, among other transaction types. Also, as a result of new IRS cost basis reporting requirements, the cost basis method, or tax lot disposition method used, will appear.



Rated Excellent
Five Years in a Row
DOLAN BARR COMMUNICATIONS
EXCELLENCE

Clearing through Penning LLC, a subsidiary
of The Bank of New York Mellon Corporation
Penning LLC, member FINRA, NYSE, SIPC

Asset Management Account Sections

Daily Transactions Summary

Asset management account transactions are presented here in order of the date of transaction with a running cash balance for each entry. Checking and debit card activity, deposits and withdrawals, and brokerage transactions are also listed in this section.

Checking Activity

Checking activity, presented in sequential check number order, appears here.

Debit Card Activity

Your monthly debit card activity is listed in this section.

Daily Transactions Summary

Settlement/ Process Date	Transaction Date	Activity Type	Description	Quantity	Price	Amount	Balance
01/24/11		CUSTOMER AUTHORIZED TRANSFER	TRANS FRM 123-456789			10,000.00	88,167.09
01/24/11		ASSET MANAGEMENT CHECK	CHECK NUMBER - 0000			-600.00	87,567.09
01/24/11		ASSET MANAGEMENT CHECK	CHECK NUMBER - 0001			-300.00	87,267.09
01/31/11		ASSET MANAGEMENT CHECK	CHECK NUMBER - 0002			-600.00	86,667.09
01/31/11		ASSET MANAGEMENT CHECK	CHECK NUMBER - 0003			-600.00	86,067.09
01/31/11		TAXFREE MONEY MARKET MUTUAL FUND INCOME RECEIVED	MA MUNI CASH TRUST			10.92	86,078.01
01/31/11		Combined Closing Balances				\$7,910.92	\$86,078.01

The price and quantity displayed may have been rounded.

Checking Activity

Process Date	Date Written	Check Number	Payee	Amount	Check Category
01/21/11	01/14/11	5413	A COMPANY		200.00
01/24/11	01/14/11	5414	A COMPANY		300.00
01/24/11	01/14/11	5415	A COMPANY		600.00
01/31/11	01/20/11	5417	A COMPANY		600.00
01/31/11	01/26/11	5419	A COMPANY		600.00
Total Checking Activity					\$2,300.00

Debit Card Activity

Process Date	Transaction Date	Vendor	Location	Reference Number	Amount
01/19/11	01/11/11	A STORE	SOMEWHERE MA	999999999999999999999999	145.32
01/19/11	01/17/11	A STORE	SOMEWHERE MA	999999999999999999999999	88.89
01/19/11	01/17/11	A STORE	SOMEWHERE MA	999999999999999999999999	55.23
01/19/11	01/17/11	A STORE	SOMEWHERE MA	999999999999999999999999	33.32
01/19/11	01/18/11	A STORE	SOMEWHERE MA	999999999999999999999999	91.70
Total Debit Card Activity					\$414.46



Rated Excellent
Five Years in a Row
DIGITAL RATED COMMUNICATIONS
EXCELLENCE

Clearing through Penning LLC, a subsidiary
of The Bank of New York Mellon Corporation
Penning LLC, member FDIC, NYSE, SIPC



125 Investment Avenue, Anytown, NJ 00000-0000
(000) 000-000 Fax (000) 000-0000

Consolidated Account Summary

Your Financial Consultant: Primary Account Number: 999-999999
 Robert "Contact" Representative Investor Identification: 999999999999
 Phone: (999) 999-9999 Period Ending: 01/31/2011


JOHN Q. PUBLIC
 1234 TOWNLINE STREET
 APT. #1234
 SOMEWHERE, MA 00000-0000

Summary of Accounts

Description	Account Number	Name	Prior Year-End Value % of Assets	Current Month Value % of Assets	Prior Year-End Value % of Assets	Current Month Value % of Assets
Managed Account	999-999999	JOHN Q. PUBLIC	250,872.98 45.68%	250,872.98 45.68%	241,377.20 45.34%	241,377.20 45.34%
Brokerage Account	999-999999	JANE Q. PUBLIC	245,637.42 44.74%	245,637.42 44.74%	239,962.68 45.07%	239,962.68 45.07%
Managed Account	999-999999	JANE Q. PUBLIC	52,577.40 9.58%	52,577.40 9.58%	51,028.03 9.59%	51,028.03 9.59%
Total			\$549,087.80 100.00%	\$549,087.80 100.00%	\$532,367.91 100.00%	\$532,367.91 100.00%

Summary of Asset Allocation

	Value Prior Year-End	Value Last Period	Value This Period	Percent Allocation
Cash, Money Funds, and FDIC Deposits	278,212.11	278,212.11	272,322.86	50%
Equities	10,243.90	10,243.90	9,580.85	2%
Mutual Funds	257,891.79	257,891.79	247,738.61	47%
Exchange-Traded Products	2,740.00	2,740.00	2,725.59	1%
Accounts Total (Pie Chart)	\$549,087.80	\$549,087.80	\$532,367.91	100%



Asset Allocation percentages are rounded to the nearest whole percentage.
 Pie Chart allocation excludes all asset classes which met to a liability.

Note: Detailed information can be found on the individual statements that follow the Consolidated Summary Statement.



Equal Housing Lender
 Five Years in A Row
 DIALBAR RATED COMMUNICATIONS
 EXCELLENCE

Clearing through Penning LLC, a subsidiary
 of The Bank of New York Mellon Corporation
 Penning LLC, member FINRA, NYSE, SIPC

Consolidated Account Summary Sections

Summary of Accounts

If you are enrolled in SelectLink®, this section lists each of the linked accounts, including the account description, the account number and the registration of each account. SelectLink is a complimentary service that allows you to link all of your accounts that share the same mailing address. To sign up for SelectLink, contact your investment professional or financial organization. The value of each account, the percentage of total assets for each account and the entire market value (or net worth) of all accounts included in the Consolidated Account Summary are also listed.

Summary of Asset Allocation

Here you will find a summary of your portfolio holdings in linked accounts by asset class. The market value (based on prices as of the last day of the statement period) of each asset class and the percentage of the account it represents are displayed. The sum of market values for each asset class represents the net value of your portfolio. In addition, a pie chart will be displayed illustrating asset allocation if at least two asset classes equal 2.5 percent or greater of the total account value.

Additional Information

Your brokerage account statement is a vital tool in managing your financial stability and we encourage you to review it whenever possible. Your personal statement will include only the sections that are relevant to your accounts and may not include all of the sections described in this guide. This particular sample brokerage account statement is designed to reflect a large number of potential situations. It is not intended to recommend any specific security or asset allocation.

Please use this guide to assist you in navigating this important document. If you have any questions or comments, contact your investment professional or financial organization.

▶ **go paperless**
Ask about e-delivery

