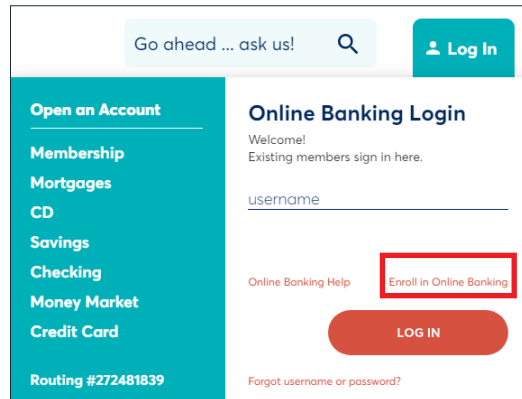


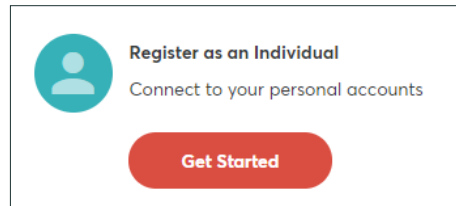
# How to enroll—new users

Follow these steps to enroll in Online Banking. Whether you need to pay some bills or check the balance on your account, our Online Banking lets you bank how you want, when you want.

1. From the login box at [www.consumerscu.org](http://www.consumerscu.org), click **Enroll in Online Banking**.

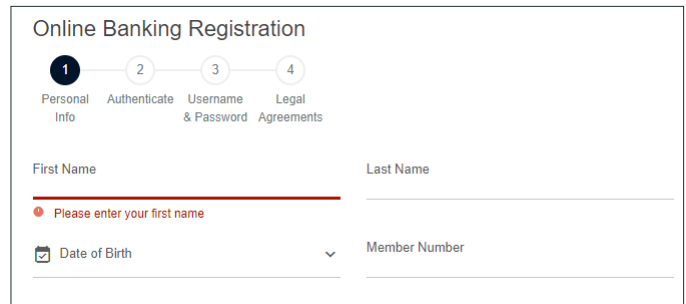


2. Click **Get Started** under Register as an Individual.



3. Fill in the following personal information fields:

- **First Name**
- **Last Name**
- **Date of Birth**
- **Member Number**

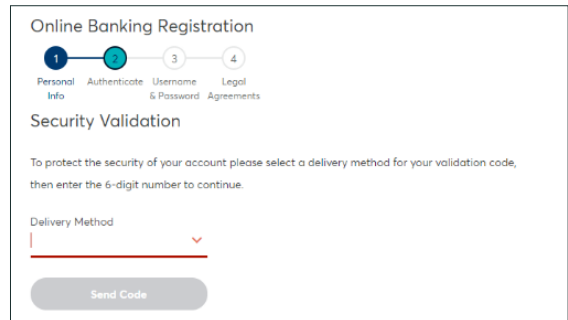


4. Click **Continue**.



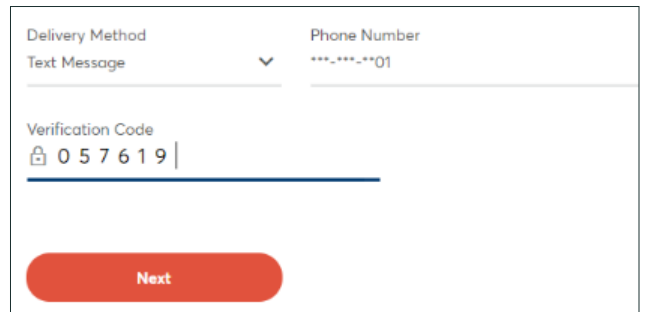
# How to enroll—new users (cont.)

5. Select a **verification code delivery method** from the dropdown and click **Send Code**.



The screenshot shows the 'Security Validation' step of the registration process. At the top, a progress bar indicates four steps: 1. Personal Info, 2. Authenticate (current step), 3. Username & Password, and 4. Legal Agreements. Below the progress bar, the text reads: 'To protect the security of your account please select a delivery method for your validation code, then enter the 6-digit number to continue.' There is a 'Delivery Method' dropdown menu with a red underline and a 'Send Code' button.

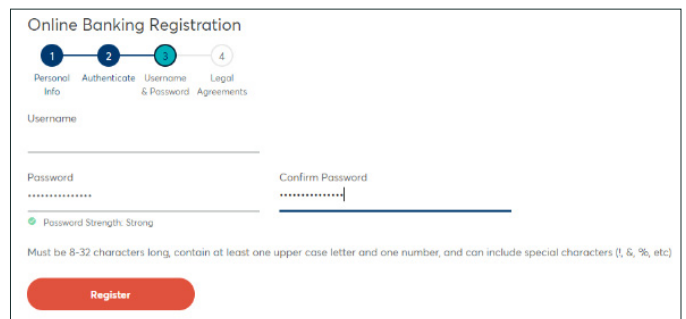
6. Enter the code into the **Verification Code** field upon receiving it, and click **Next**.



The screenshot shows the 'Verification Code' entry screen. At the top, there are two fields: 'Delivery Method' (set to 'Text Message') and 'Phone Number' (masked as '\*\*\*-\*\*\*-\*\*\*01'). Below these is a 'Verification Code' field with a red underline and a red 'Next' button.

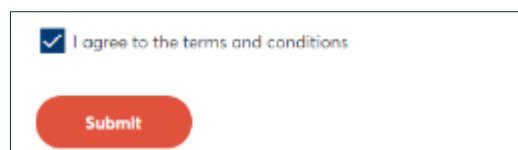
7. Set up a **username** and **password**, and click **Register**.

**Tip:** Your username must be 8 characters long. Your password must be 8-32 characters long, contain at least one uppercase letter and one number, and can include special characters (!, &, %, etc.).



The screenshot shows the 'Username and Password' step of the registration process. At the top, a progress bar indicates four steps: 1. Personal Info, 2. Authenticate, 3. Username & Password (current step), and 4. Legal Agreements. Below the progress bar, there are fields for 'Username', 'Password', and 'Confirm Password'. A 'Password Strength: Strong' indicator is shown. Below the fields, the text reads: 'Must be 8-32 characters long, contain at least one upper case letter and one number, and can include special characters (!, &, %, etc.)'. There is a red 'Register' button.

8. Read and accept the *Online Banking Terms & Conditions*, and click **Submit**.



The screenshot shows the 'Terms and Conditions' acceptance screen. At the top, there is a checked checkbox and the text 'I agree to the terms and conditions'. Below this is a red 'Submit' button.