

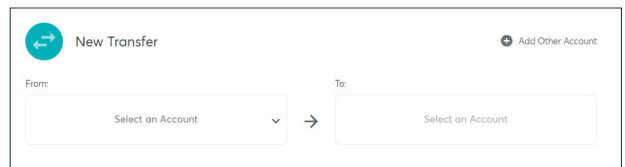
How to transfer to a deposit account

Follow these steps to move money between two deposit accounts.

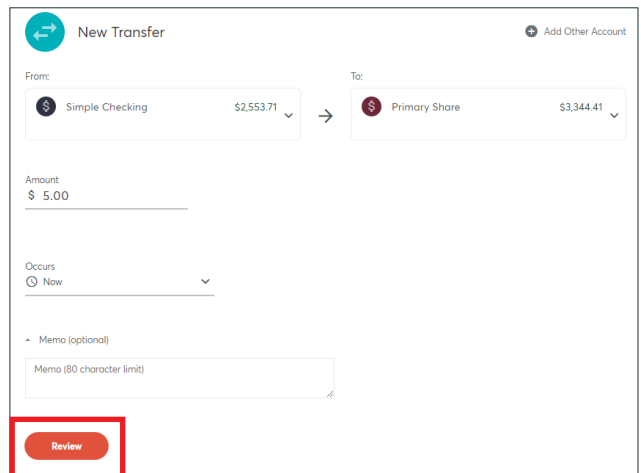
1. Log in to Online Banking and click **Move Money**.



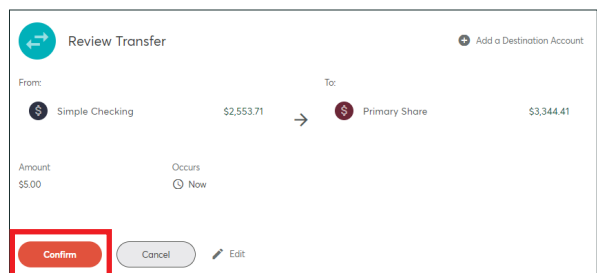
2. In the **New Transfer** window, choose the accounts to transfer **From** and **To**.



3. Enter the **amount** you want to transfer.
Choose **when** the transfer will occur.
(You can set it up as a recurring transfer.)
Enter in a **memo** (if applicable).
Click **Review** when complete.



4. If all the information is correct, click **Confirm**. If not, click **Edit** to make any necessary changes or **Cancel** altogether.



5. A confirmation screen will appear with the ability to make another transfer if needed.

