

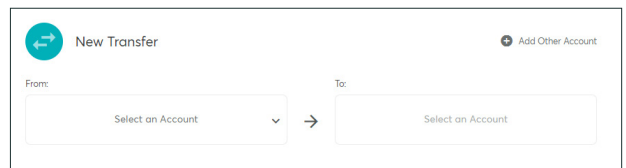
How to transfer to loan account

Follow these steps to transfer money from a deposit account to a loan account.

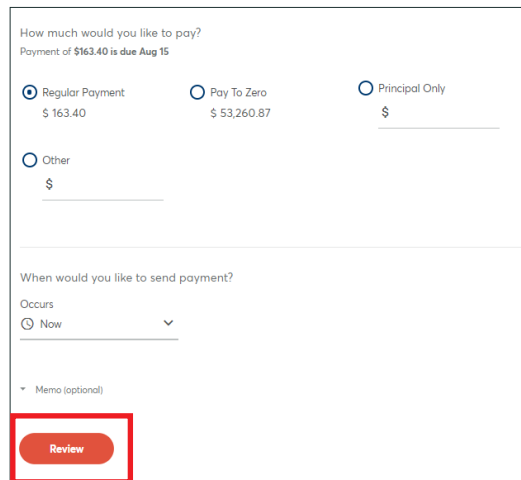
1. Log in to Online Banking and click **Move Money**.



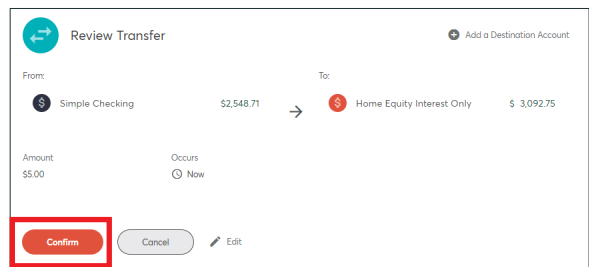
2. In the **New Transfer** window, choose the accounts to transfer **From** and **To**.



3. Enter **how much you would like to pay**. Several options are possible depending on your loan product or you may type in your own amount.
Choose **when** the transfer will occur. You can set it up as a recurring transfer
Enter in a **memo** (if applicable).
Click **Review**.



4. If all the information is correct, click **Confirm**. If not, click **Edit** to make any necessary changes or **Cancel** altogether.



5. A confirmation screen will appear with the ability to make another transfer if needed.

