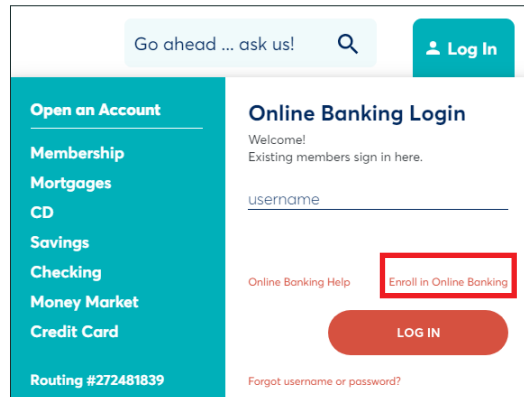


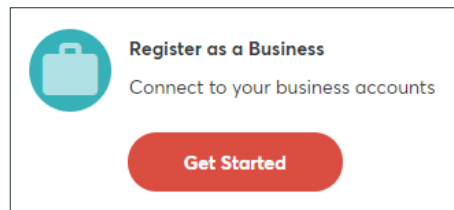
How to enroll—new business users

Follow these steps to enroll in Online Banking. Whether you need to pay some bills or check the balance on your account, our Online Banking lets you bank how you want, when you want.

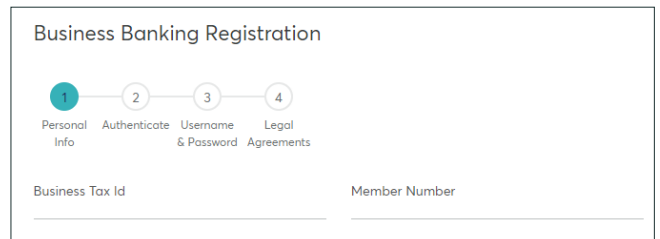
1. From the login box at www.consumerscu.org, click **Enroll in Online Banking**.



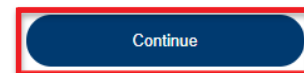
2. Click **Get Started** under Register as a Business.



3. Fill in the following business information fields:
 - **Business Tax ID**
 - **Member Number**

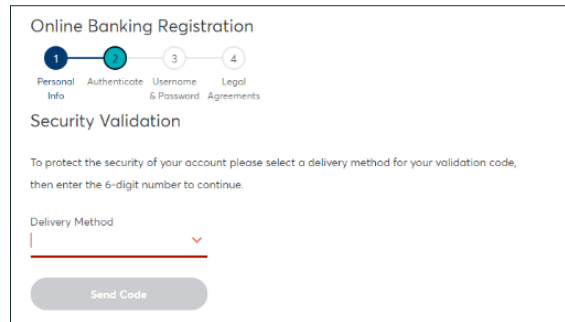


4. Click **Continue**.



How to enroll—new business users (cont.)

5. Select a **verification code delivery method** from the dropdown and click **Send Code**.



Online Banking Registration

1 Personal Info 2 Authenticate 3 Username & Password 4 Legal Agreements

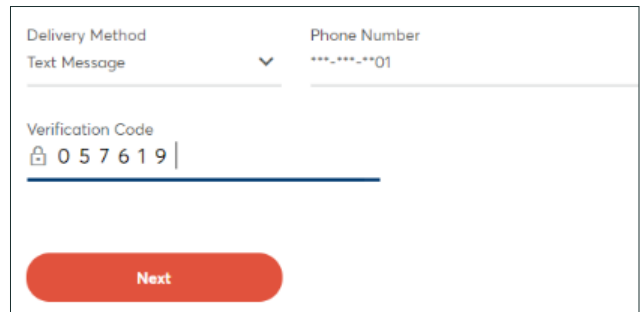
Security Validation

To protect the security of your account please select a delivery method for your validation code, then enter the 6-digit number to continue.

Delivery Method

Send Code

6. Enter the code into the **Verification Code** field upon receiving it, and click **Next**.



Delivery Method Phone Number

Text Message ***-***-***01

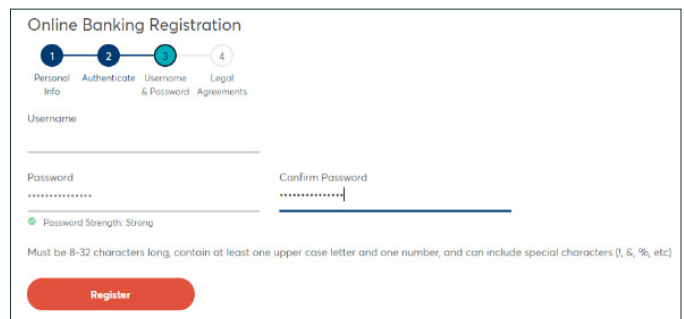
Verification Code

0 5 7 6 1 9 |

Next

7. Set up a **username** and **password**, and click **Register**.

Tip: Your username must be 8 characters long. Your password must be 8-32 characters long, contain at least one uppercase letter and one number, and can include special characters (!, &, %, etc.).



Online Banking Registration

1 Personal Info 2 Authenticate 3 Username & Password 4 Legal Agreements

Username

Password

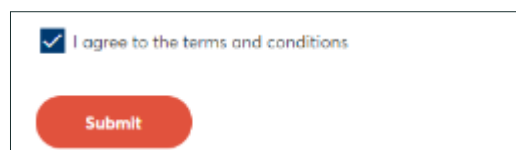
Confirm Password

✔ Password Strength: Strong

Must be 8-32 characters long, contain at least one upper case letter and one number, and can include special characters (!, &, %, etc)

Register

8. Read and accept the *Online Banking Terms & Conditions*, and click **Submit**.



I agree to the terms and conditions

Submit