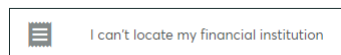
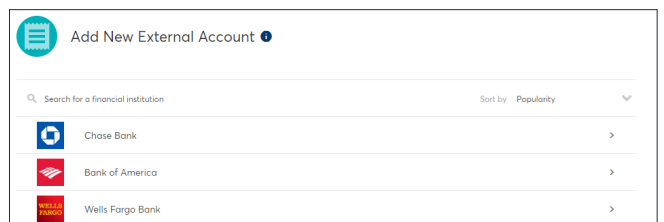
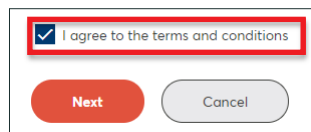
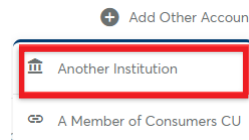
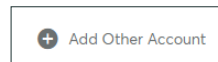




# How to pay a loan from an outside account

Follow these steps to pay your Consumers loan from an outside account. Making a payment from an **outside account** will take 3-5 days for the payment to post once the account is established.

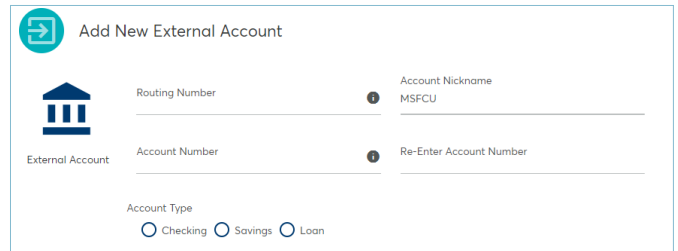
1. Log in to Online Banking and click **Move Money**.
2. On the upper right-hand side of the screen, click **Add Other Account**.
3. Click **Another Institution** from the drop-down.
4. Read and agree to the *Terms & Conditions*, and click **Next**.
5. Use the search feature to find and select your other financial institution.  
**Tip:** If you are unable to find your financial institution, click the **I can't locate my financial institution**.



# How to pay a loan from an outside account (cont.)

6. Enter the following pieces of information:

- **Routing Number**
- **Account Number**
- **Account Nickname**
- **Account Type**



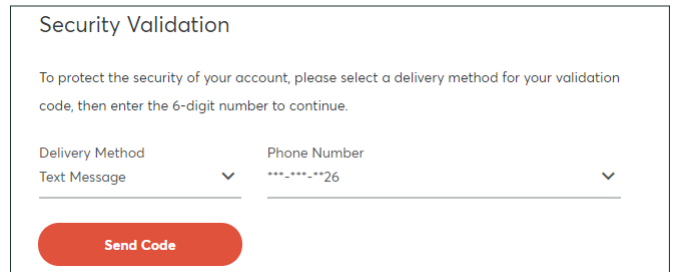
The screenshot shows a form titled "Add New External Account". It includes fields for "Routing Number", "Account Number", "Account Nickname" (with "MSFCU" entered), and "Re-Enter Account Number". There are also radio buttons for "Account Type" with options for "Checking", "Savings", and "Loan".

7. Click **Connect**.



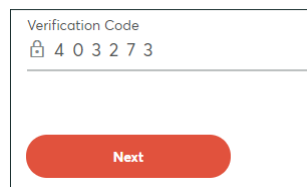
Two buttons are shown: a red "Connect" button and a grey "Cancel" button.

8. Select a security verification code delivery method from the dropdown, and click **Send Code**.



The screenshot shows a "Security Validation" form. It asks to select a delivery method for a 6-digit verification code. The "Delivery Method" dropdown is set to "Text Message" and the "Phone Number" field contains "\*\*\*-\*\*\*-26". A red "Send Code" button is at the bottom.

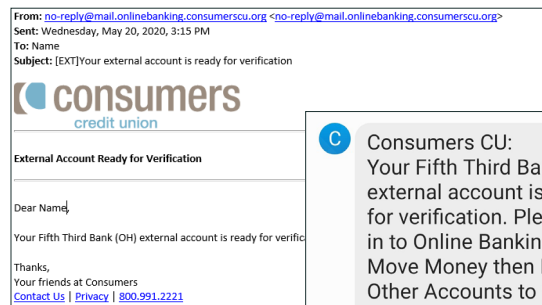
9. Enter the **Verification Code**, and click **Next**.



The screenshot shows a "Verification Code" input field with a lock icon and the code "4 0 3 2 7 3" entered. A red "Next" button is below the field.

10. Once an outside account is set up, two small trial deposits will be sent to your new external account within 1-3 days. You'll receive either an email or text notification, depending on your alert preferences, from Consumers when those deposits are made.

Once received, go to **Manage other Accounts** under **Move Money**, and click on the new outside account. Then click on the **Verify Trial Deposits** button and enter the trial deposit amounts. You will now be able to transfer money to pay your loan.



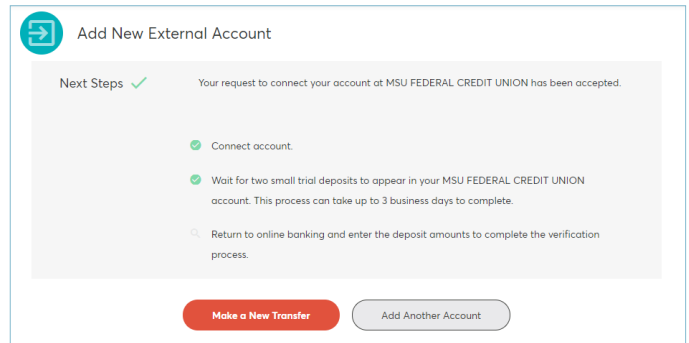
The screenshot shows an email notification from Consumers Credit Union. The subject is "[EXT]Your external account is ready for verification". The body of the email says "External Account Ready for Verification" and "Your Fifth Third Bank (OH) external account is ready for verification".

**C** Consumers CU: Your Fifth Third Bank (OH) external account is ready for verification. Please log in to Online Banking, click Move Money then Manage Other Accounts to verify your trial deposits.

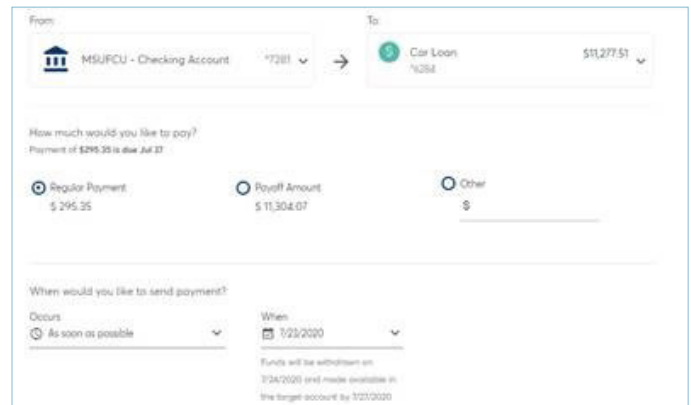


# How to pay a loan from an outside account (cont.)

11. Click **Make a New Transfer**.



12. In the "New Transfer" window:
- Select the external account to pay **From**
  - Select the loan account to be paid **To**
  - Enter **how much you would like to pay**. Several options are available depending on your loan product.  
**Note:** For non-regular payment amounts, select *other* first and then enter the payment amount.
  - Choose **when** the transfer will occur.



**Note:** Electronic transfers take a few days to process.

**Important:** Making a payment with an outside account takes 3-5 days to post. Please make sure your funds will be available by the appropriate target date. If not, please use the pay by debit card option.

13. Click **Review**.

**Review**

14. If all the information is correct, click **Confirm**. If not, click **Edit** to make any necessary changes or **Cancel** altogether.

**Confirm**

Cancel

 Edit

15. A confirmation screen will appear.