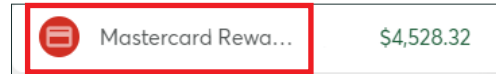




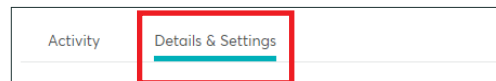
Set up a balance transfer

Follow these steps to set up a balance transfer in Online Banking.

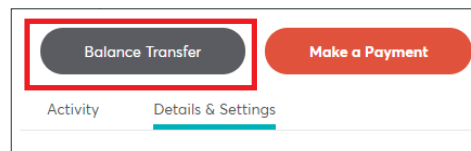
1. **Log in to Online Banking** and click on the **credit card account name** under the dashboard column that you'd like to transfer outside balances to.



2. Click on the **Details & Settings** tab.



3. Click on the **Balance Transfer** button.




4. Complete the form and click **Next** to send off the information.

You should see the adjustment to your balance made within 24 hours.

Balance Transfer

Use your available credit to pay off loans or credit cards with higher interest rates. Complete the information below and a check will be sent to you or directly to your lienholder. This same amount will be transferred to the balance on the credit card you select. Please note that you cannot request a balance transfer for an amount that is more than the available credit on your account. It takes approximately 7 to 10 business days for the check to be received.

From		Current Balance	\$4,528.32
 Mastercard	\$9,882.00	Credit Limit	\$15,000
		Available Credit	\$9,882.00

Payee

Payee Name

Street Address

City State ZIP Code

Account Number Transfer Amount (min: \$1.00)