



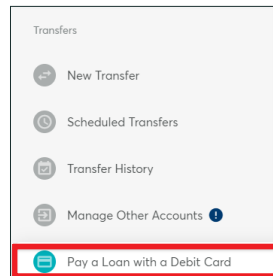
How to pay loans from an outside debit card

Follow these steps to pay your Consumers loan from an outside debit card. **All debit card payments**—if made by 3 p.m.—will be applied the same day.

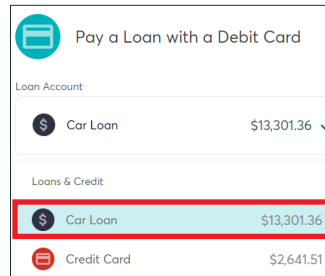
1. Log in to Online Banking and click **Move Money**.



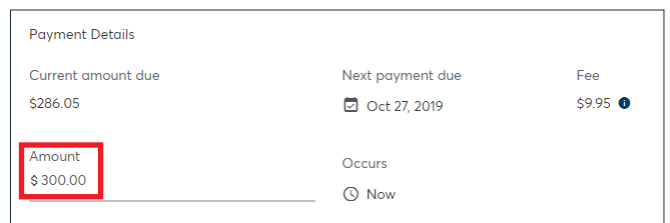
2. Click **Pay a Loan with a Debit Card**.



3. From the loan account drop-down, select **the loan** to be paid.



4. Under "Payment Details", enter **the amount** to be paid.



How to pay loans from an outside debit card (cont.)

5. Enter **Debit Card Details**.

Debit Card Details

Card number	Expiration date <input type="checkbox"/> MM/20YY	Security code
Name on card		
Billing Address		
City	State	Zip code

6. Read and accept the *Terms & Conditions*.
Note: There is a \$9.95 fee for paying by debit card.

I agree to the Terms & Conditions, including the \$9.95 fee for this transaction.

7. Click **Review**.

Review

8. If all the information is correct, click **Confirm**. If not, click **Edit** to make any necessary changes or **Cancel** altogether.

Confirm **Cancel**  Edit

9. A confirmation screen will appear.