




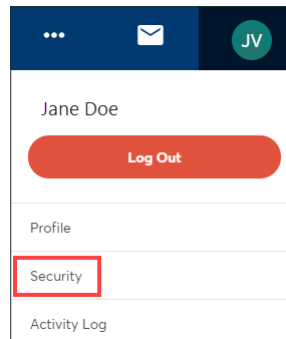
Two-Factor Authentication

For extra account security, you can add a second layer of verification to your Online Banking account.


1. Download the **Google Authenticator Application** on your phone.
Do **NOT** set up yet.



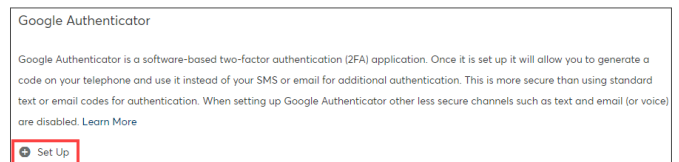
2. Log in to Online Banking.
Go to your Profile Icon and click **Security**.



3. Select the **Authentication** tab.



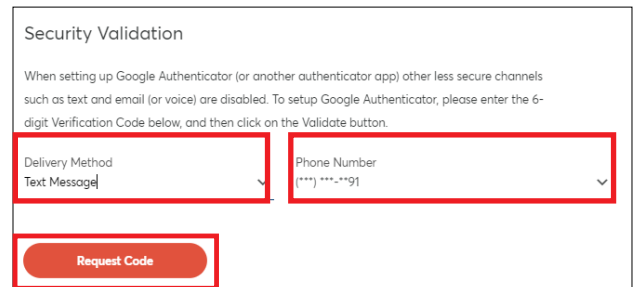
4. Click on **Set Up** under the Google Authenticator section.





Two-Factor Authentication (cont.)

5. Select a security verification code delivery method from the dropdown, and click **Request Code**. Enter the **Verification Code**, and click **Next**.



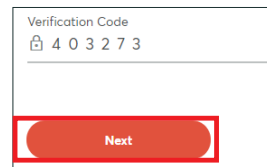
Security Validation

When setting up Google Authenticator (or another authenticator app) other less secure channels such as text and email (or voice) are disabled. To setup Google Authenticator, please enter the 6-digit Verification Code below, and then click on the Validate button.

Delivery Method
Text Message

Phone Number
(***) (***)-***-91

Request Code




Verification Code

4 0 3 2 7 3

Next

6. Open your Google Authenticator App and tap **Get Started**.

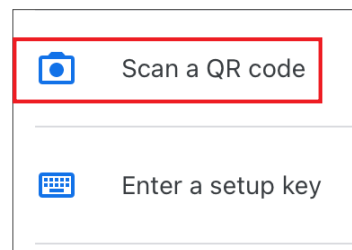


Stronger security with
Google Authenticator

Get verification codes for all your accounts
using 2-Step Verification

Get started

7. Choose either **Scan a QR code** or **Enter a setup key**, depending on your preference. If you select **Scan a QR code**, you may need to allow camera permissions for the app.



Scan a QR code

Enter a setup key

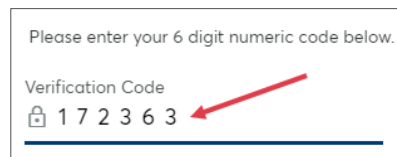
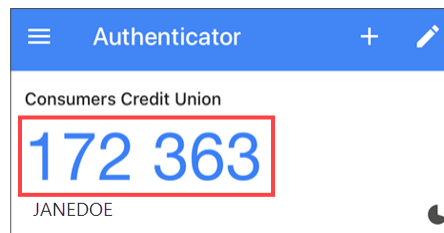


Two-Factor Authentication (cont.)

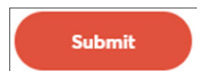
8. When prompted, scan the **QR Code** or enter in the **Code** showing in your Online Banking.



9. After scanning the QR code or completing the manual entry, Google Authenticator will provide a 6-digit code. Enter this code into Online Banking under **Verification Code**. The code is on a timer and will update every 15 seconds.



10. Click **Submit**.



11. Click **Save**.

